

YILGARN GROUP LIMITED

SHAREHOLDER PRESENTATION

NOVEMBER 2026

NOTICE

This presentation has been prepared by Yilgarn Group Limited ("YGL" or "Goldzone" or "the Company"). It is not an offer, invitation or solicitation with respect to any investment in the Company. This presentation is for information purposes only, is not a disclosure document under Chapter 6D of the Corporations Act 2001 (Cth) and has not been lodged with ASX or ASIC.

The Company's mineral tenements are at various stages of exploration and development, or in care and maintenance. Mineral exploration and development are high-risk undertakings. There can be no assurance that exploration and development will result in the discovery of an economic ore deposit. Even if an apparently viable deposit is identified, there is no guarantee that it can be economically exploited.

This presentation may contain forward looking statements. Such forward looking statements are point in time estimates for discussion purposes only and should not be relied upon. They are not guarantees of future performance and involve known and unknown risks, uncertainties and other factors many of which are beyond the control of Yilgarn Group. Forward-looking statements are inherently uncertain and may therefore differ materially from results ultimately achieved.

YGL does not make any representations and provides no warranties concerning the accuracy of this presentation and disclaims any obligation to update any information or forward-looking statements, except to the extent required by applicable law.

While this presentation has been prepared in good faith, to the maximum extent permitted by law, neither YGL nor any of its directors, officers, agents, employees or advisors (Personnel) give any representation or warranty, express or implied, as to the fairness, accuracy, completeness or correctness of this presentation. Accordingly, to the maximum extent permitted by law, neither YGL nor its Personnel accept any liability in connection with this presentation (including for omissions).

A recipient of this presentation must make their own investigations, assessment and analysis of the matters contained herein and rely on their own investigations and judgment in making any investment in the Company. This presentation does not purport to contain all the information that investors and their professional advisers would reasonably require to make an informed assessment of the Company's assets and liabilities, financial position and performance, profits, losses and prospects.

This presentation provides an incomplete overview only, is not a recommendation, does not constitute financial advice and has been prepared without regard for any recipient's objectives, circumstances or needs. Prospective investors should consult their own legal, accounting and professional financial advisers.

GOLDZONE – EXTENSIVE & STRATEGICALLY LOCATED FOOTPRINT

Goldzone Investments Pty Ltd (Goldzone) is a Western Australian mineral exploration company with a substantial tenement position across the Yilgarn Craton.

The company's portfolio provides exposure to several commodities and exploration themes:

- Gold
- Iron ore
- Lithium
- Rubidium
- Rare earth elements
- Copper

Goldzone's strategy is to consolidate prospective exploration ground, build a material-scale asset base and identify new mineral deposits in established mining jurisdictions.

The company's projects are located along highly prospective greenstone trends in Westen Australia's Yilgarn Craton between Southern Cross and Kalgoorlie.

Goldzone Tenements – Regional Location

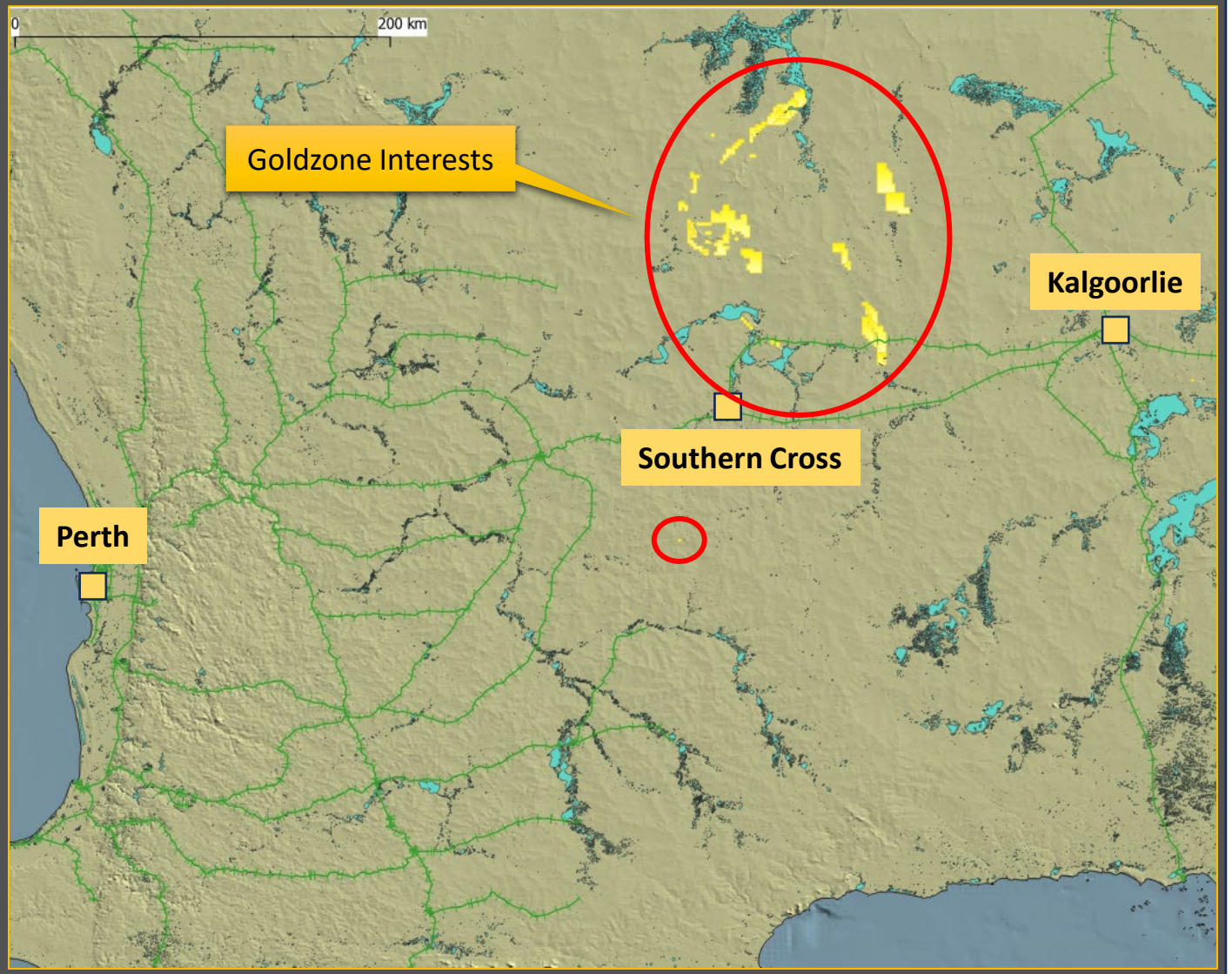

GOLDZONE – EXTENSIVE & STRATEGICALLY LOCATED FOOTPRINT

Goldzone's Tenement Portfolio

Concentrated in established mineral provinces between Southern Cross and Kalgoorlie.

The portfolio includes ground that:

- Adjoins active mining operations and major mineral projects
- Covers highly prospective greenstone belts
- Contains historical and current exploration results
- Provides exposure to multiple commodities
- Includes several contiguous tenement packages capable of supporting large-scale exploration programs

We have iron ore rights now across 60 tenements covering approximately 1,600 square kilometres. Included are 11 gold and Critical Minerals focussed tenements.

At selected projects, the tenements form substantial continuous land packages, including:

- Approximately 40 kilometres at Johnston Range/Mt Elvire
- Approximately 40 kilometres at Jaurdi
- Approximately 32 kilometres at Gedagie

Goldzone Tenements – Main Area Of Operations

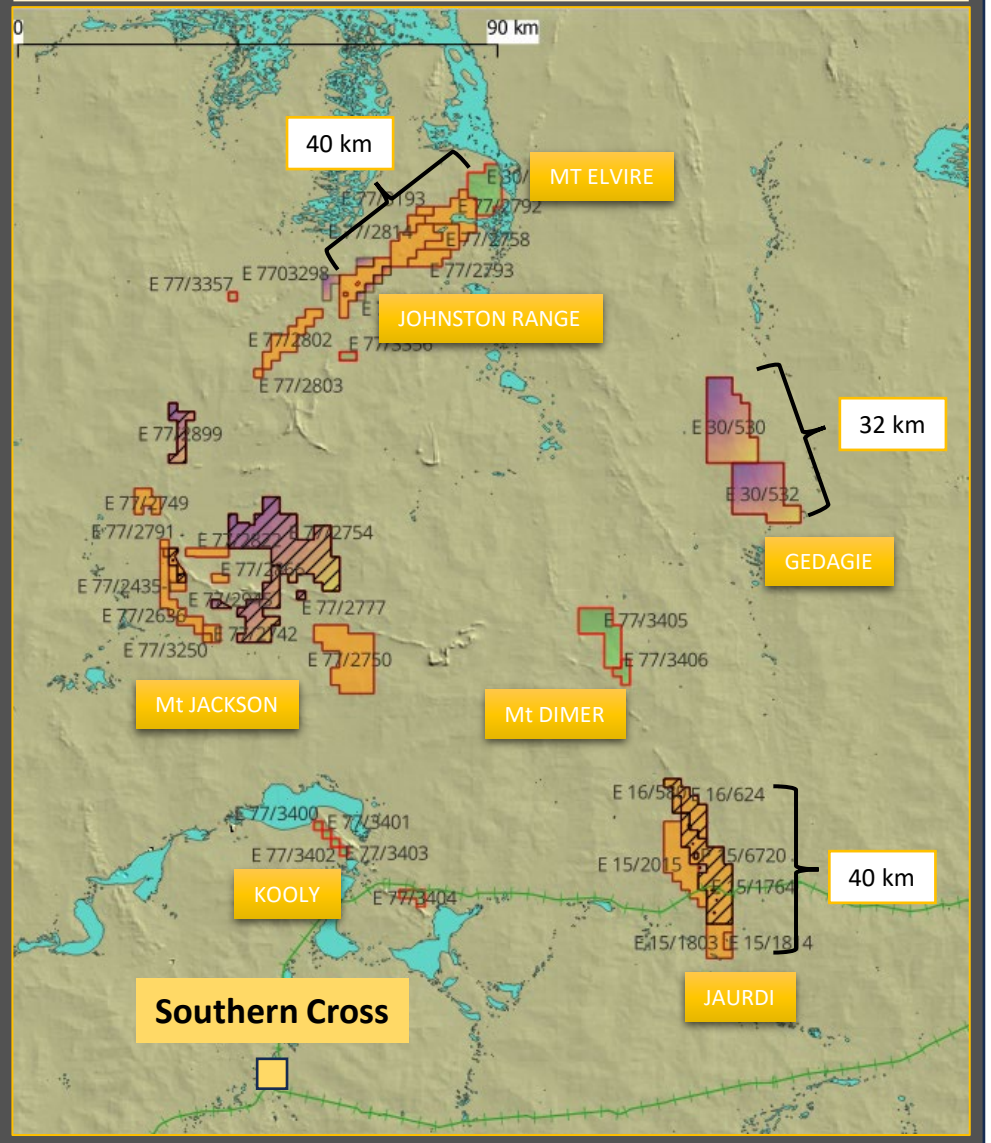

GOLDZONE – STRATEGY

Goldzone's Exploration Strategy

Built around five priorities:

1. **Consolidate prospective ground**
   Assemble contiguous tenement packages in proven mineral provinces.
2. **Define and rank targets**
   Use historical exploration, geological interpretation, geochemistry and geophysics to prioritise targets.
3. **Advance high-value prospects**
   Progress the most prospective targets through mapping, sampling, drilling and technical studies.
4. **Create value through partnerships**

   Use farmout and joint venture structures where appropriate to share exploration risk and accelerate development. Allow third parties to carry costs.
5. **Retain portfolio optionality**
   Maintain exposure to several commodities and project areas rather than relying on a single discovery target.

Goldzone Tenements – Main Area Of Operations

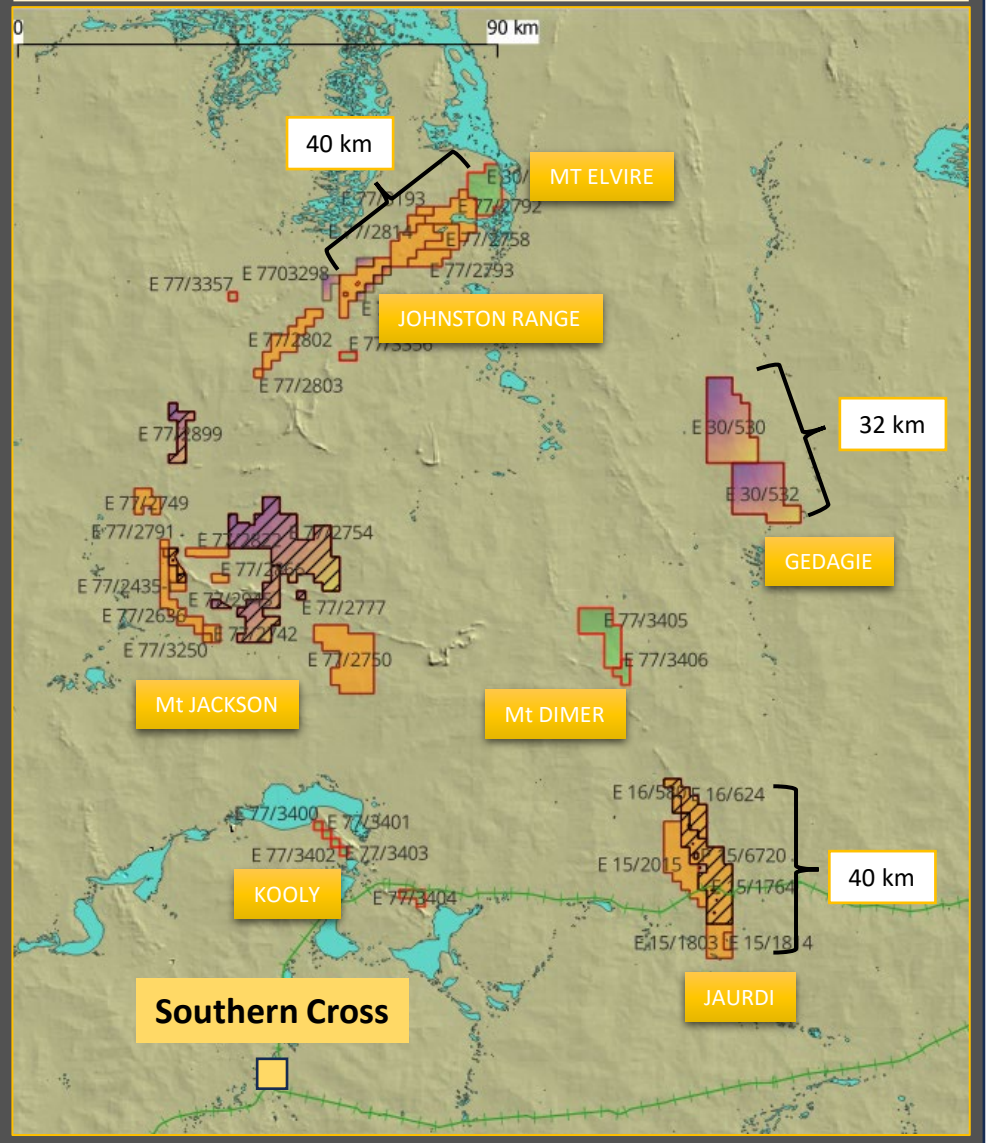

GOLDZONE – STRATEGY

Value creation pathway

Goldzone's potential value creation pathway is:

Large-scale land position

↓

Geological interpretation and target generation

↓

Field programs, sampling and drilling

↓

Discovery and definition of mineralisation

↓

Resource evaluation

↓

Strategic partnership, farm-out or development opportunity

The company's portfolio approach provides multiple opportunities for exploration success while allowing capital and technical resources to be directed toward the strongest targets.

Goldzone Tenements – Main Area Of Operations

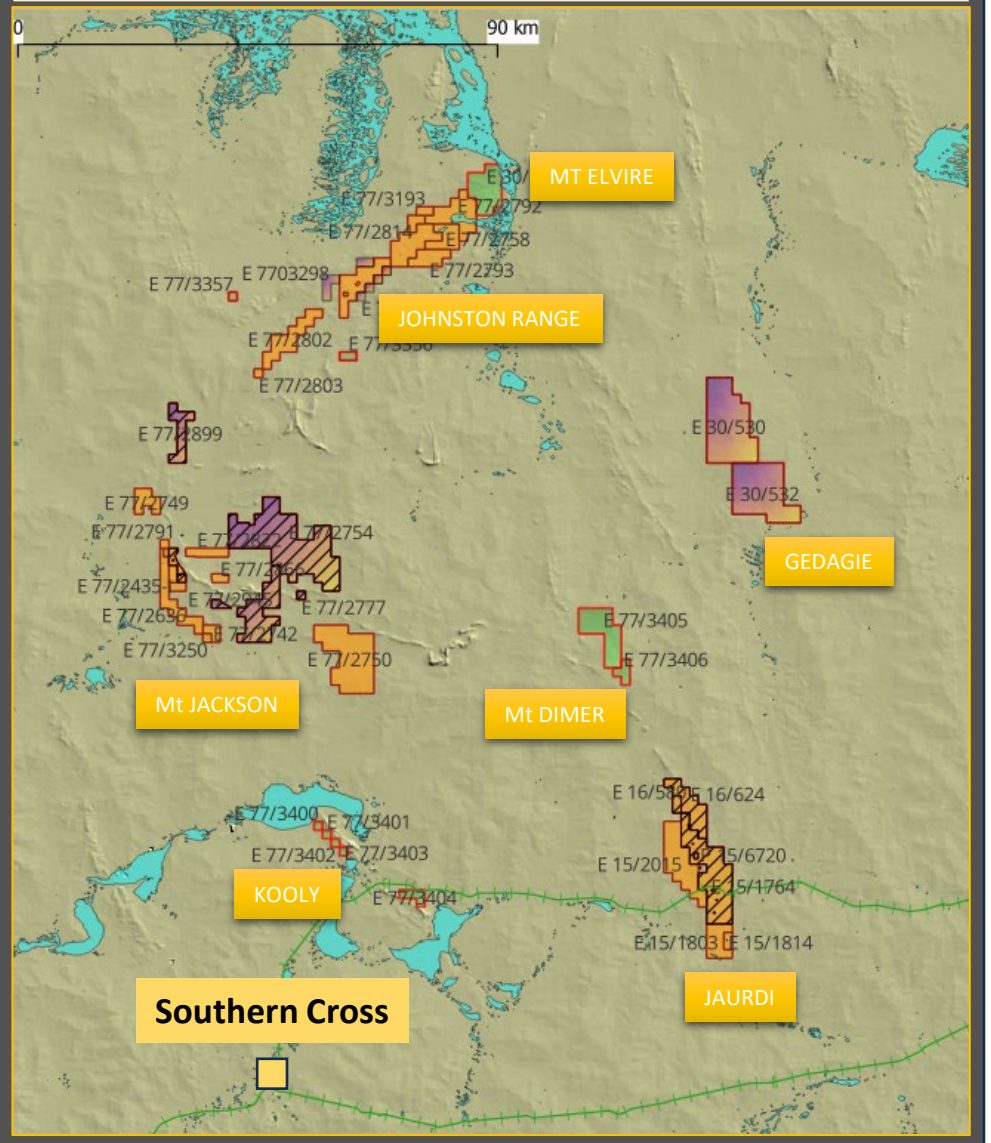

GOLDZONE – STRATEGY

Value creation pathway

Goldzone's potential value creation pathway is:

Large-scale land position – tenements on greenstones

↓

Geological interpretation and target generation

↓

Field programs, sampling and drilling

↓

Discovery and definition of mineralisation

↓

Resource evaluation

↓

Strategic partnership, farm-out or development opportunity

The company's portfolio approach provides multiple opportunities for exploration success while allowing capital and technical resources to be directed toward the strongest targets.

Goldzone Tenements – Main Area Of Operations & Geology

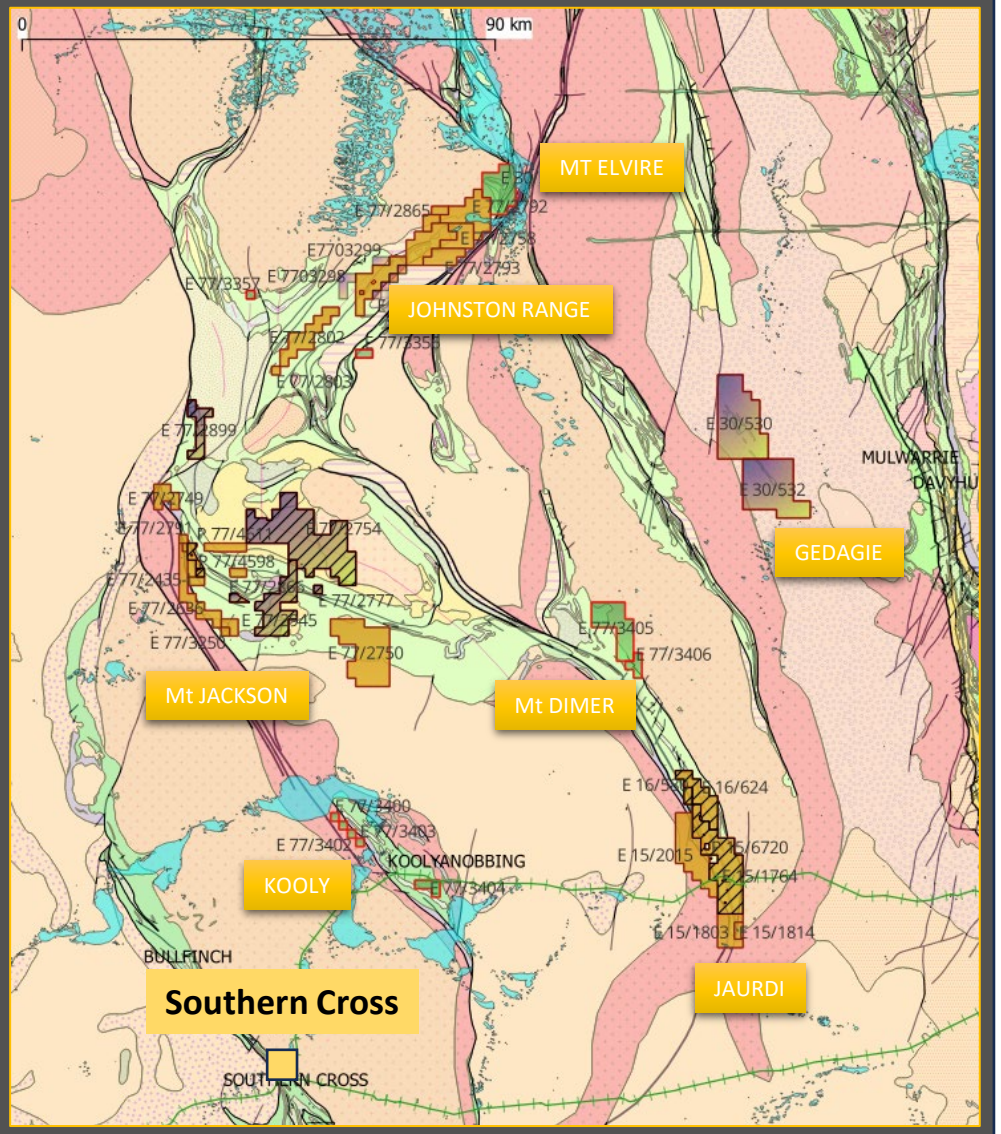

GOLDZONE – STRATEGY

Value creation pathway

Goldzone's potential value creation pathway is:

Large-scale land position – tenements on greenstones, close to existing mines

↓

Geological interpretation and target generation

↓

Field programs, sampling and drilling

↓

Discovery and definition of mineralisation

↓

Resource evaluation

↓

Strategic partnership, farm-out or development opportunity

The company's portfolio approach provides multiple opportunities for exploration success while allowing capital and technical resources to be directed toward the strongest targets.

Goldzone Tenements – Main Area Of Operations & Geology & Mines

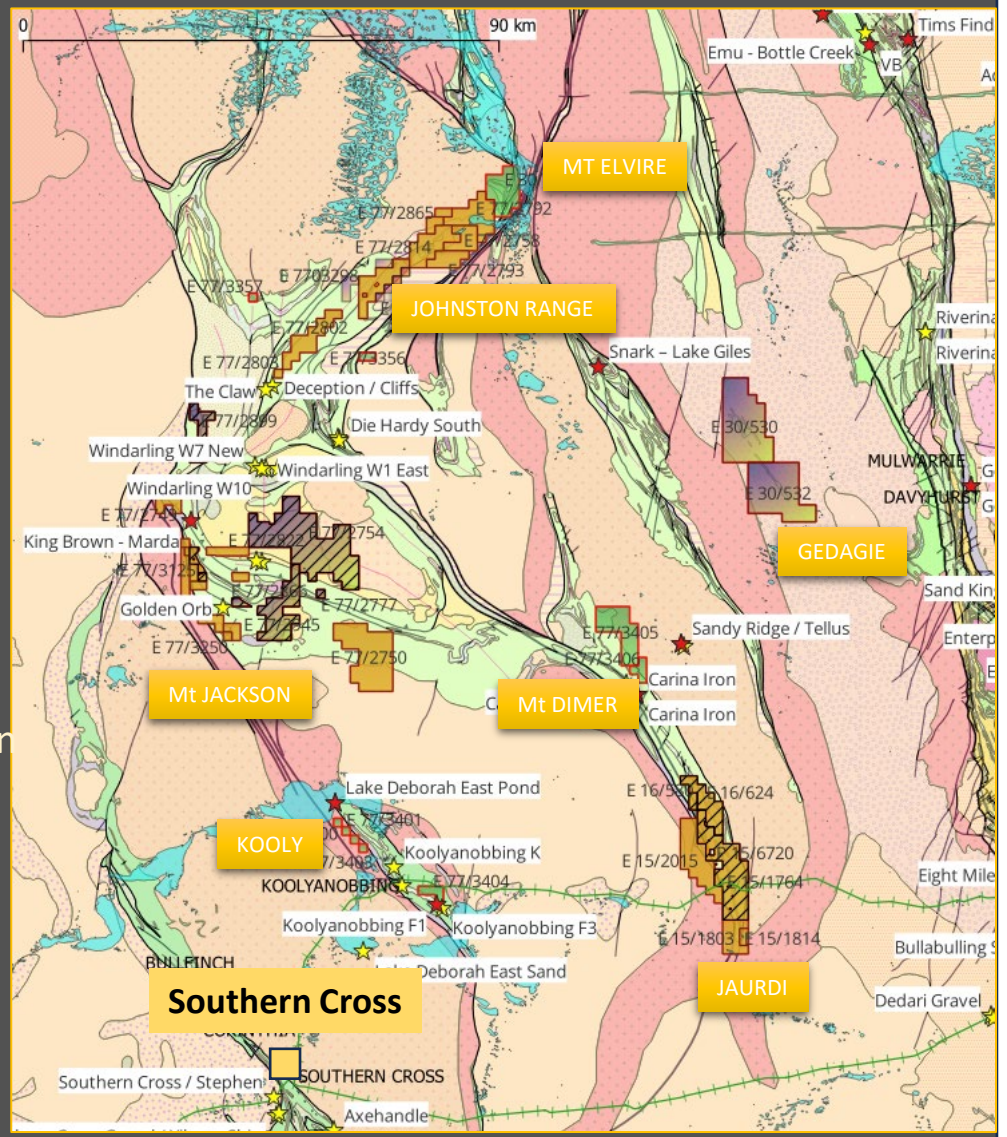

GOLDZONE – REAL WORLD VALUE CREATION

Value Creation 2026

Goldzone has made two material transactions this year – with Forrestania Resources (deal closed in February) and Normandy Minerals (deal closed in October):

The transactions have allowed the Company to return capital to shareholders in the form of in-specie share distributions (subject to escrow provisions). Shareholders then have the choice to monetise or remain in that stock.

NOTE
- All Iron Ore Rights in these tenements have been retained by Goldzone

AND
- The Company has secured Iron Ore Rights in a further 6 tenements contiguous with existing Johnston Range tenements

WHILE
- Goldzone is expanding its portfolio, adding 11 new gold-focused tenements to the roster. Eight have been purchased, three are via direct application.

IN TOTAL
- 60 tenements - Iron Ore Rights in 47 tenements (DSO rights farmed out in 10 of these) plus 13 tenements where Goldzone has all rights.

PLUS
- With interests in 60 tenements in total, the transactions have substantially reduced Goldzone's costs to maintain tenements from over $1.5m to $220k per annum – freeing up capital for expansion and more value-adding work.

GOLDZONE – PORTFOLIO OPTIONALITY

Gold projects

- Die Hardy
- Deimal
- Kooly
- Mt Dimer
- Holleton
- Mt Elvire

The company's gold strategy is based on exploring areas with historical mineralisation and established geological prospectivity, while retaining exposure to large-scale discovery potential.

Tenements are located within or adjacent to recognised greenstone trends, proven geological settings for gold deposits.

Goldzone Tenements – Gold

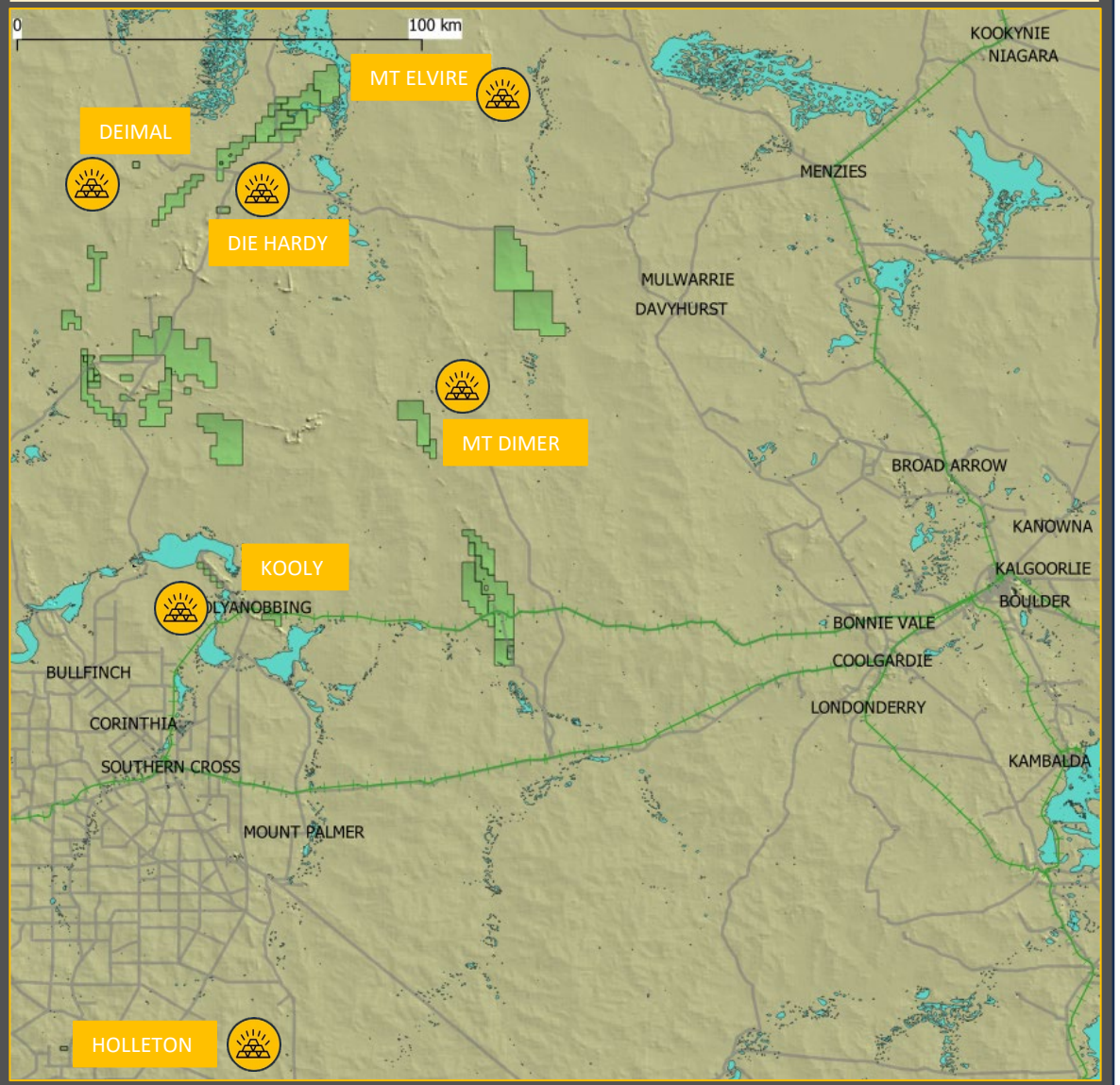

GOLDZONE – PORTFOLIO OPTIONALITY

Gold projects

- Die Hardy & Deimal
- Kooly
- Mt Dimer
- Holleton
- Mt Elvire

The company's gold strategy is based on exploring areas with historical mineralisation and established geological prospectivity, while retaining exposure to large-scale discovery potential.

Tenements are located within or adjacent to recognised greenstone trends, proven geological settings for gold deposits.

Goldzone Tenements – Gold – Deimal & Die Hardy

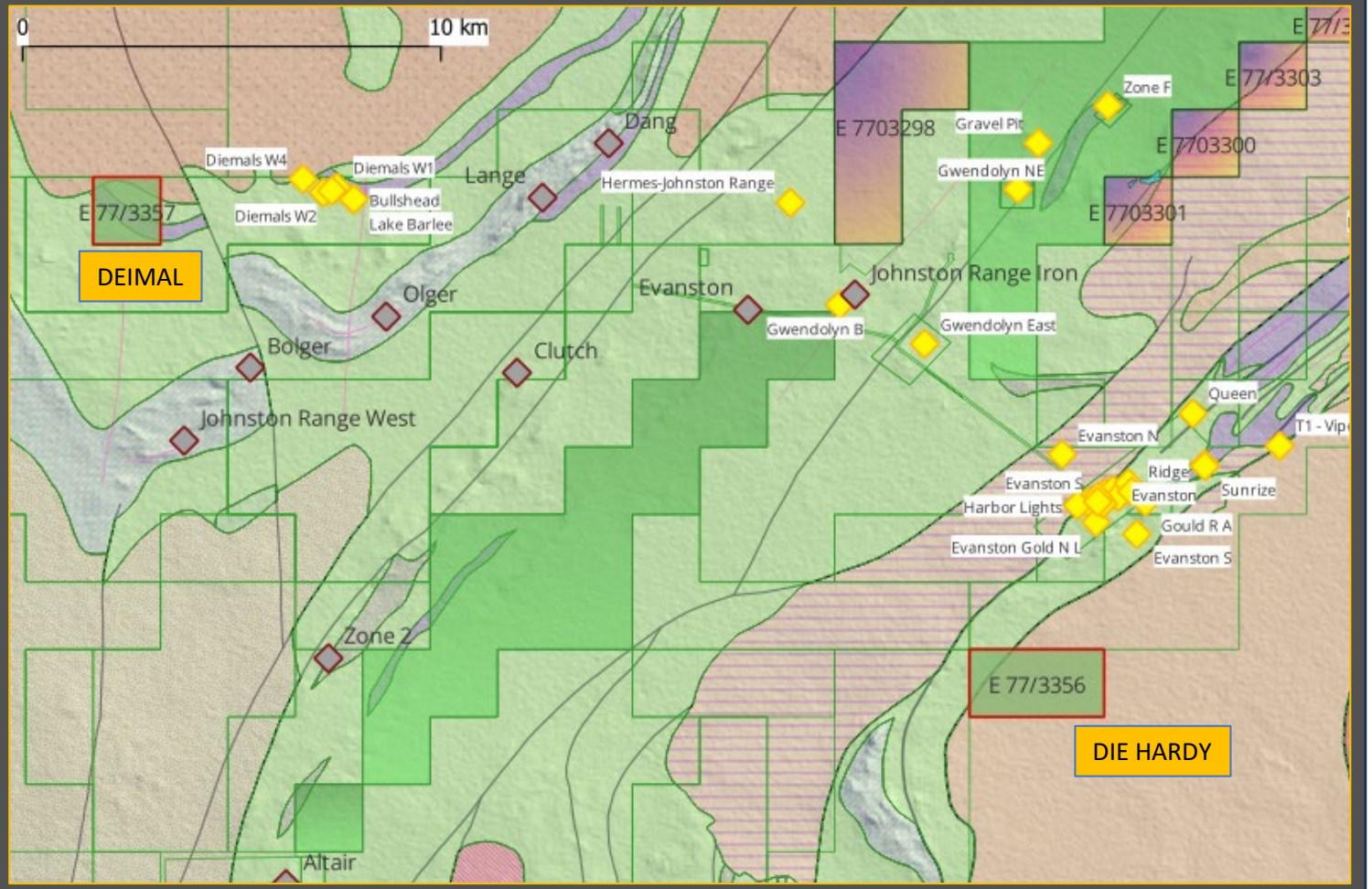

GOLDZONE – PORTFOLIO OPTIONALITY

Gold projects

- Die Hardy & Deimal
- Kooly
- Mt Dimer
- Holleton
- Mt Elvire

The company's gold strategy is based on exploring areas with historical mineralisation and established geological prospectivity, while retaining exposure to large-scale discovery potential.

Tenements are located within or adjacent to recognised greenstone trends, proven geological settings for gold deposits.

Goldzone Tenements – Gold – Kooly

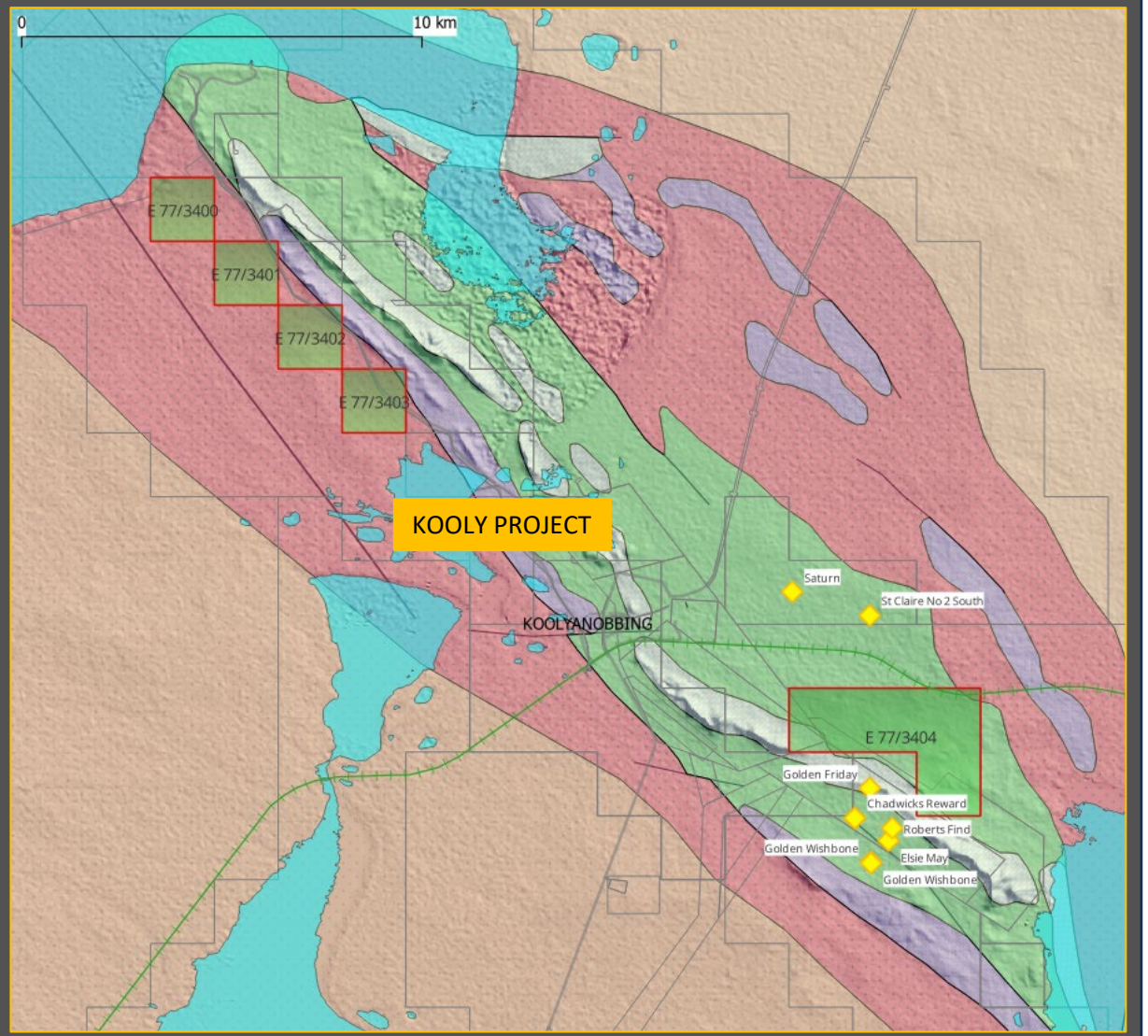

GOLDZONE – PORTFOLIO OPTIONALITY

Gold projects

- Die Hardy & Deimal
- Kooly
- Mt Dimer
- Holleton
- Mt Elvire

The company's gold strategy is based on exploring areas with historical mineralisation and established geological prospectivity, while retaining exposure to large-scale discovery potential.

Tenements are located within or adjacent to recognised greenstone trends, proven geological settings for gold deposits.

Goldzone Tenements – Gold – Mt Dimer

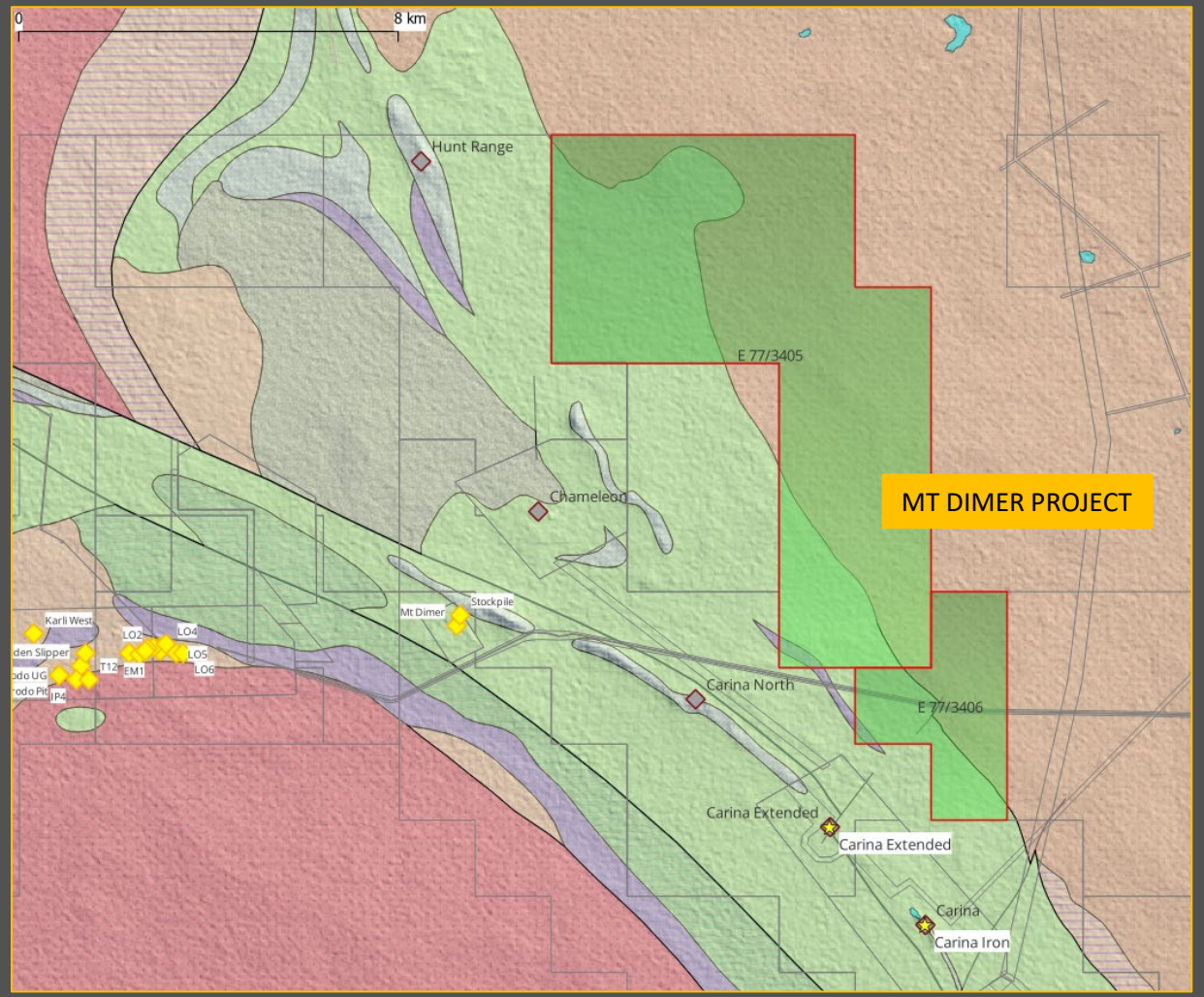

GOLDZONE – PORTFOLIO OPTIONALITY

Gold projects

- Die Hardy & Deimal
- Kooly
- Mt Dimer
- Holleton
- Mt Elvire

The company's gold strategy is based on exploring areas with historical mineralisation and established geological prospectivity, while retaining exposure to large-scale discovery potential.

Tenements are located within or adjacent to recognised greenstone trends, proven geological settings for gold deposits.

Goldzone Tenements – Gold – Holleton

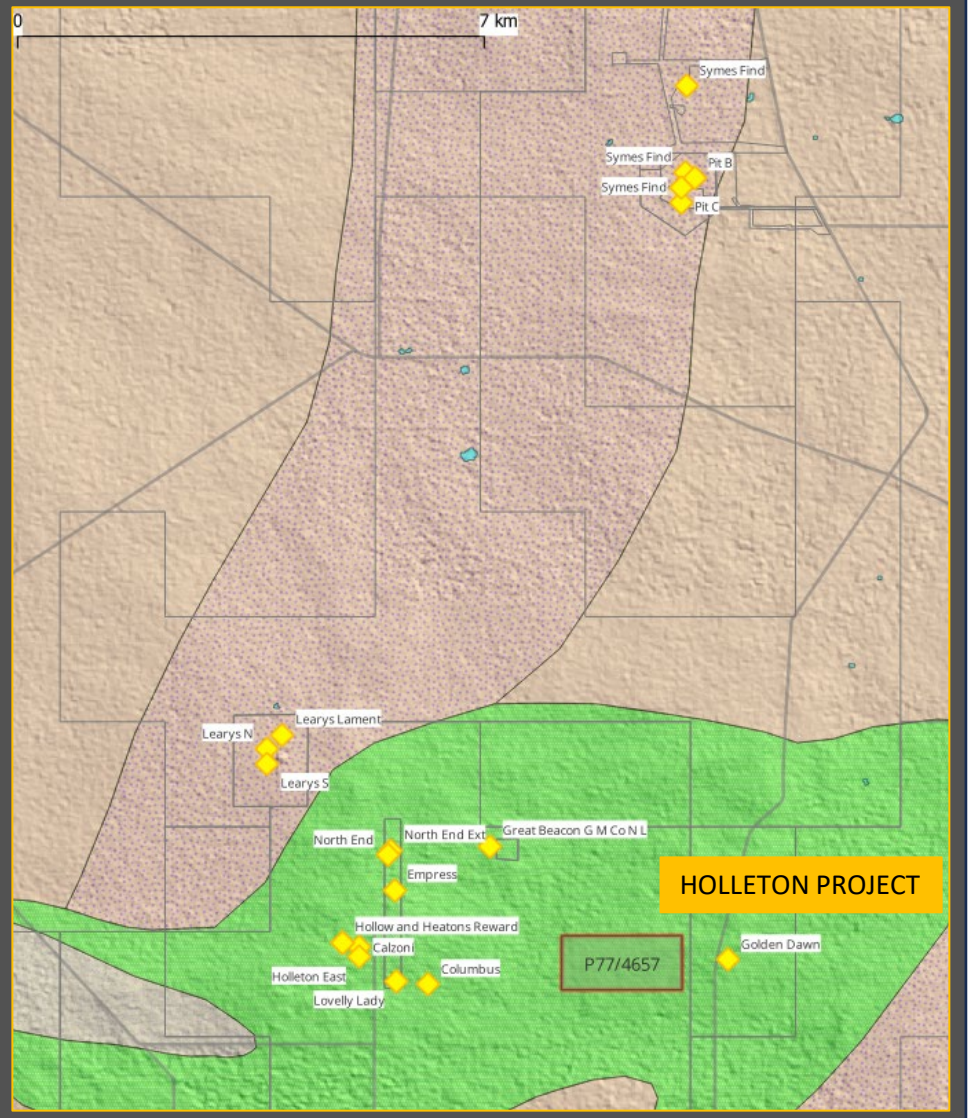

GOLDZONE – PORTFOLIO OPTIONALITY

Gold projects

- Die Hardy & Deimal
- Kooly
- Mt Dimer
- Holleton
- Mt Elvire

The company's gold strategy is based on exploring areas with historical mineralisation and established geological prospectivity, while retaining exposure to large-scale discovery potential.

Tenements are located within or adjacent to recognised greenstone trends, proven geological settings for gold deposits.

Mt Elvire – Gold (surface samples >20 ppb)

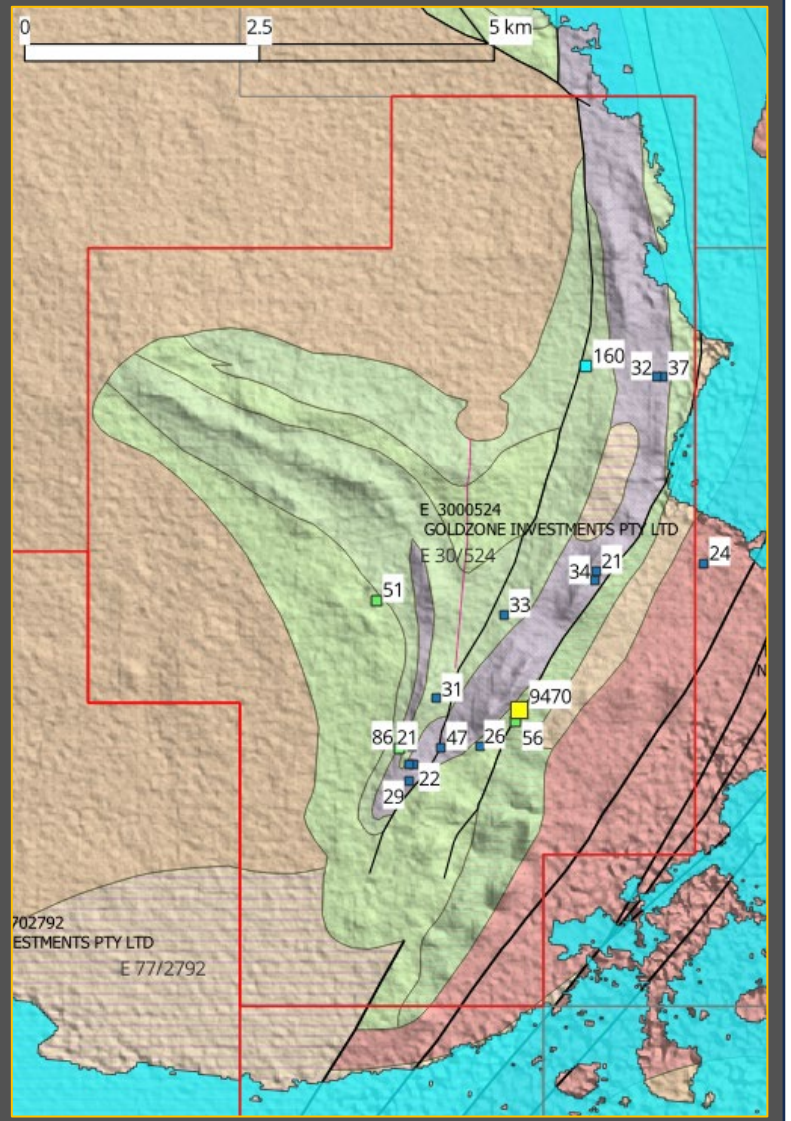

GOLDZONE – PORTFOLIO OPTIONALITY

Iron Ore Projects

- Mt Elvire
- Johnston Range
- Mt Jackson
- Gedagie
- Jaurdi
- Kooly
- Mt Dimer

The scale of the company's tenement position is a key feature of this portfolio. Multiple contiguous tenement packages provide the potential to undertake systematic exploration across extensive strike lengths rather than relying on isolated prospects.

Goldzone has also entered into farm-out arrangements relating to hematite iron ore rights in parts of its Mt Jackson and Jaurdi project areas.

Our iron ore portfolio provides exposure to both hematite and magnetite opportunities. A technical review of the combined Iron ore potential of Goldzone's tenements is presently being conducted by Terra Resources.

Goldzone Tenements – Iron Ore Rights

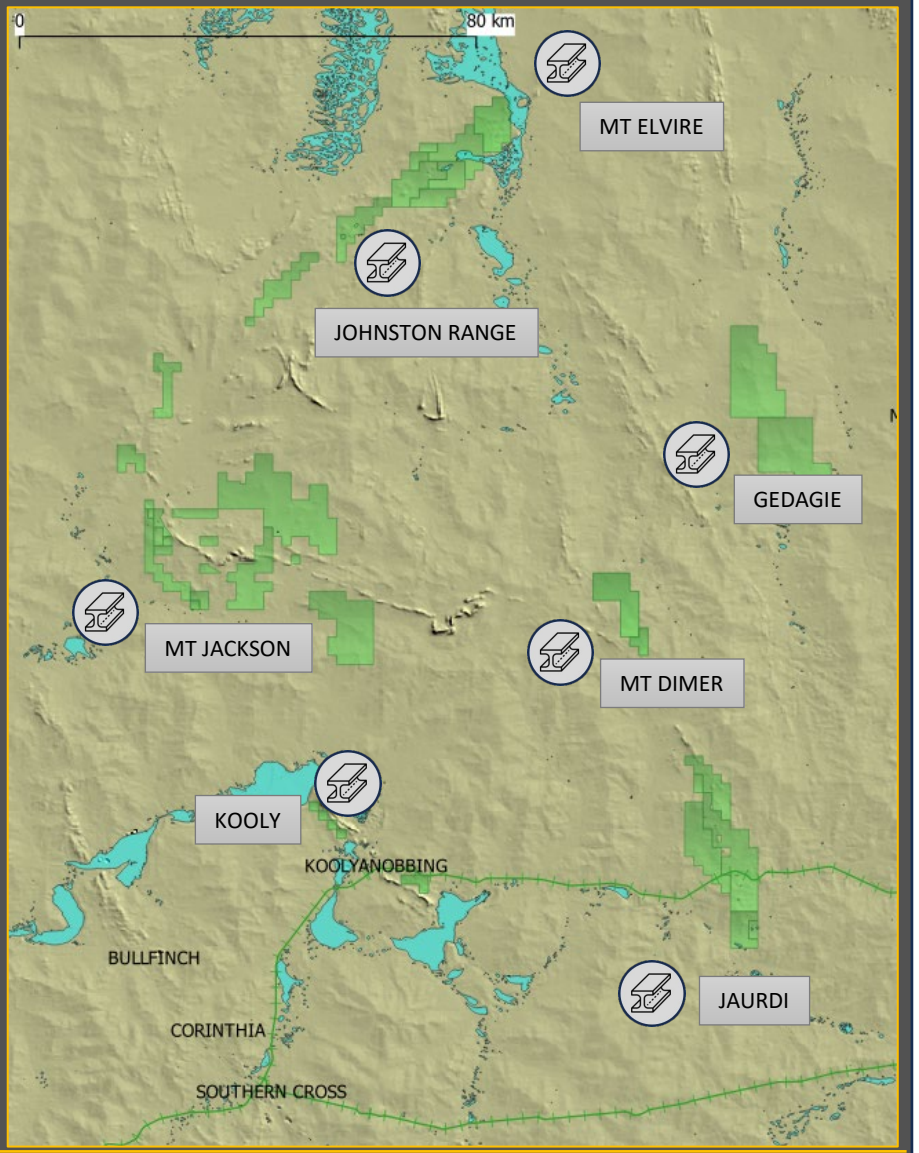

GOLDZONE – PORTFOLIO OPTIONALITY

Iron Ore Projects

- Mt Elvire
- Johnston Range
- Mt Jackson
- Gedagie
- Jaurdi
- Kooly
- Mt Dimer

The scale of the company's tenement position is a key feature of this portfolio. Multiple contiguous tenement packages provide the potential to undertake systematic exploration across extensive strike lengths rather than relying on isolated prospects.

Goldzone has also entered into farm-out arrangements relating to hematite iron ore rights in parts of its Mt Jackson and Jaurdi project areas. The relevant tenements are shown at right with hachuring.

Our iron ore portfolio provides exposure to both hematite and magnetite opportunities.

Goldzone Tenements – Iron Ore Rights (hachured = farmed out)

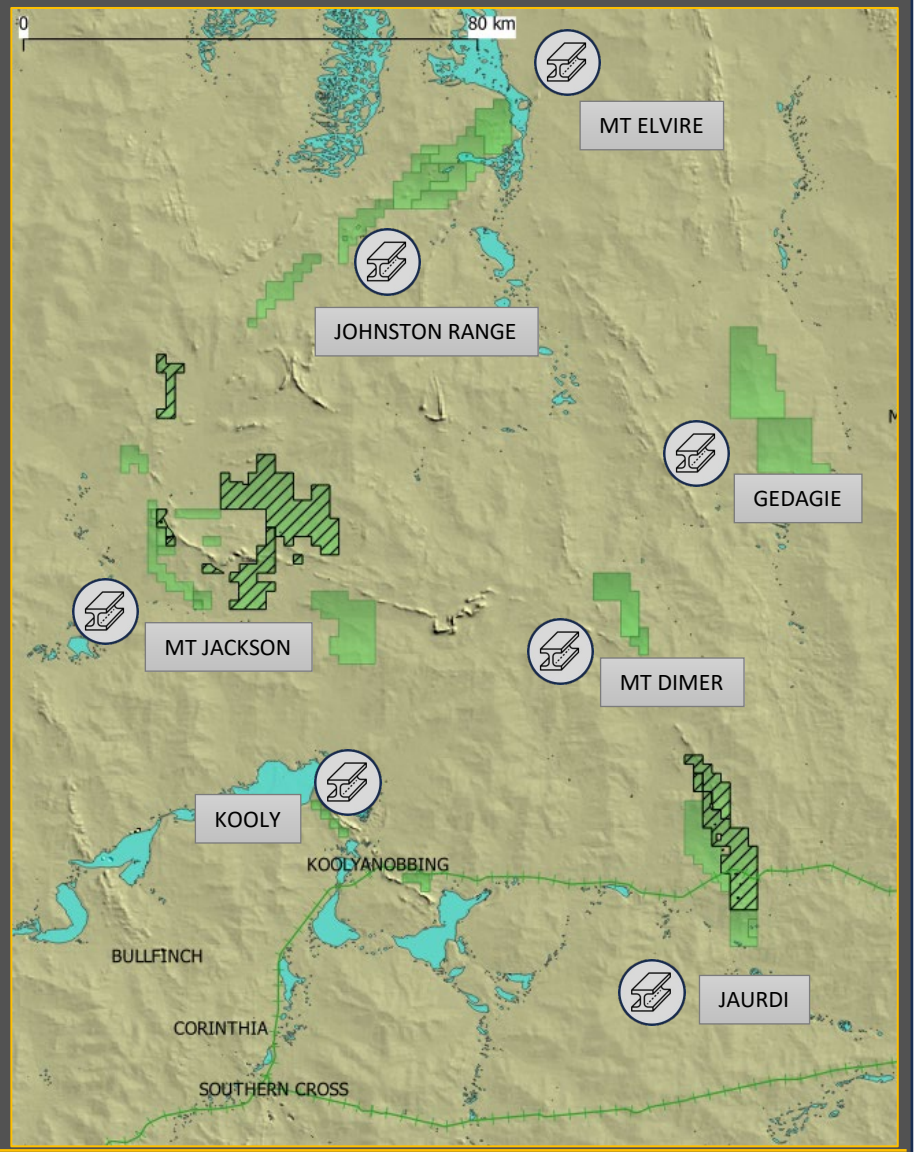

GOLDZONE – PORTFOLIO OPTIONALITY – MATERIAL RESULTS

Iron Ore Projects – activity accelerating

JAURDI

- Goldzone divested DSO Rights in three tenements (E16/624, E 15/1764, E 16/580) to Yilgarn Iron Investments Pty Ltd (YI) in late 2025 (tenements hachured on map).
- Tenements form part of YI's "Mt Finnerty" project - close to the Carina DSO project and processing & loading facility (railway passes through the centre of the project area.
- The divestment has so far yielded $400K to Goldzone in the initial transaction fee plus a milestone payment for the granting of a Program Of Works (POW).

YILGARN IRON NOW DRILLING TO ASSESS SIZE OF DEPOSIT – EXPECTATION OF MINING COMMENCEMENT WITHIN 12-18 MONTHS

Next Milestones are:

- Application For a Mining Tenure ($200K)
- Grant of a Mining Tenure ($300K).
- Commencement of Mining ($500K)
- Royalty Stream - $1/tonne (after first 500,000 tonnes)

Note that assumptions are for example only. Actual decision to mine, size, timing etc subject to Yilgarn Iron.

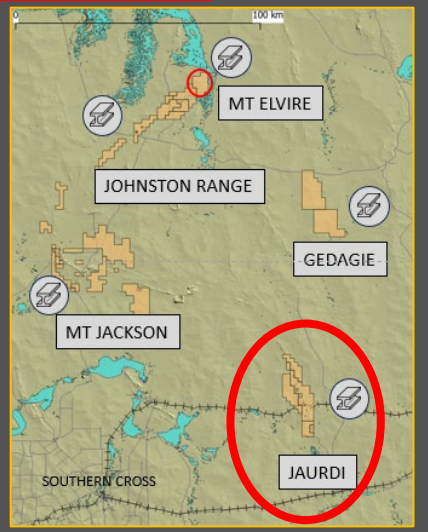

Jaurdi Project – Fe (>50%) drillholes + surface samples (square)

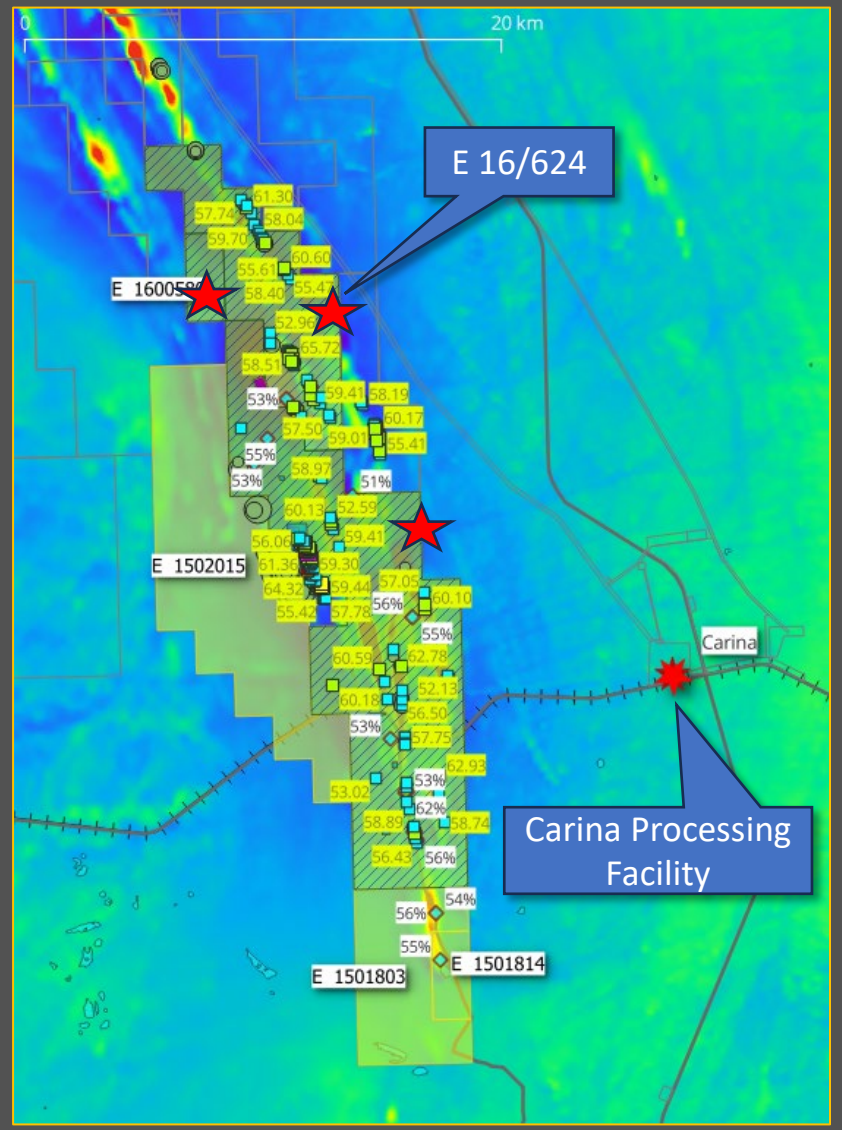

GOLDZONE – MINING ROYALTY POTENTIAL

Iron Ore Projects – activity accelerating

JAURDI

DSO exploration by Yilgarn Iron Investments continues in Jaurdi project area

Yilgarn Iron targeting 30 Mt mine

GZI Royalty Example Assumptions

- Mine size: 30 Mt (DSO)
- Mining commences: 2028
- 10 yr mine life at 3 Mt/pa
- $1 per tonne royalty to GZI

Could generate up to $30m in royalties to GZI

Jaurdi Project – Potential Royalty Stream

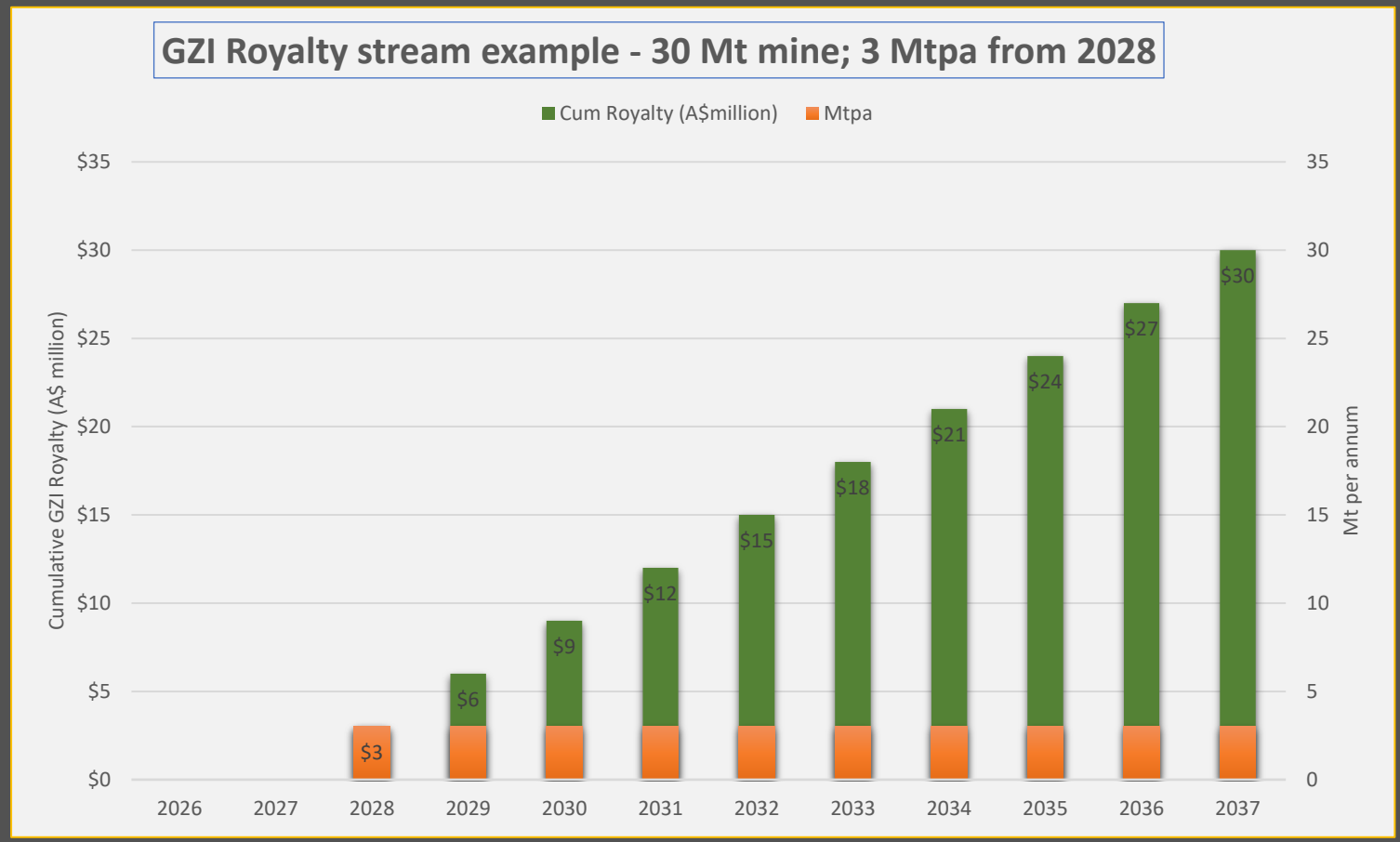

Note that assumptions are for example only. Actual decision to mine, size, timing etc subject to Yilgarn Iron.

GOLDZONE – MINING ROYALTY POTENTIAL

Iron Ore Projects – extensive prospectivity

JOHNSTON RANGE + MT ELVIRE

60 km of (nearly) continuous Iron Ore prospectivity

SW Johnston Range (E 77/2802 and E 77/2803) considered to be next possible Goldzone Iron Ore transaction - E 77/2803 is less than 1 km from the closest pit at the Deception mine – very attractive “incremental” potential.

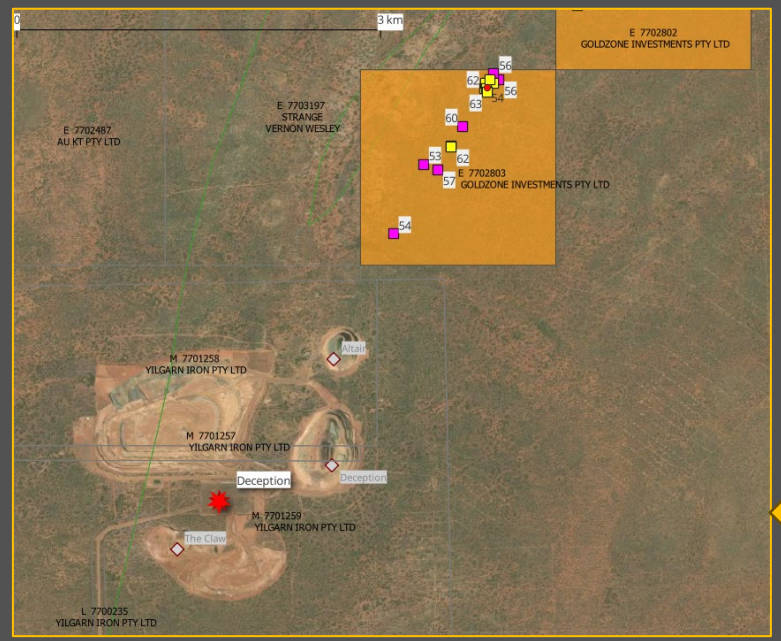

Johnson Range Project – Fe (>50%) drillholes + surface samples (square) over magnetics

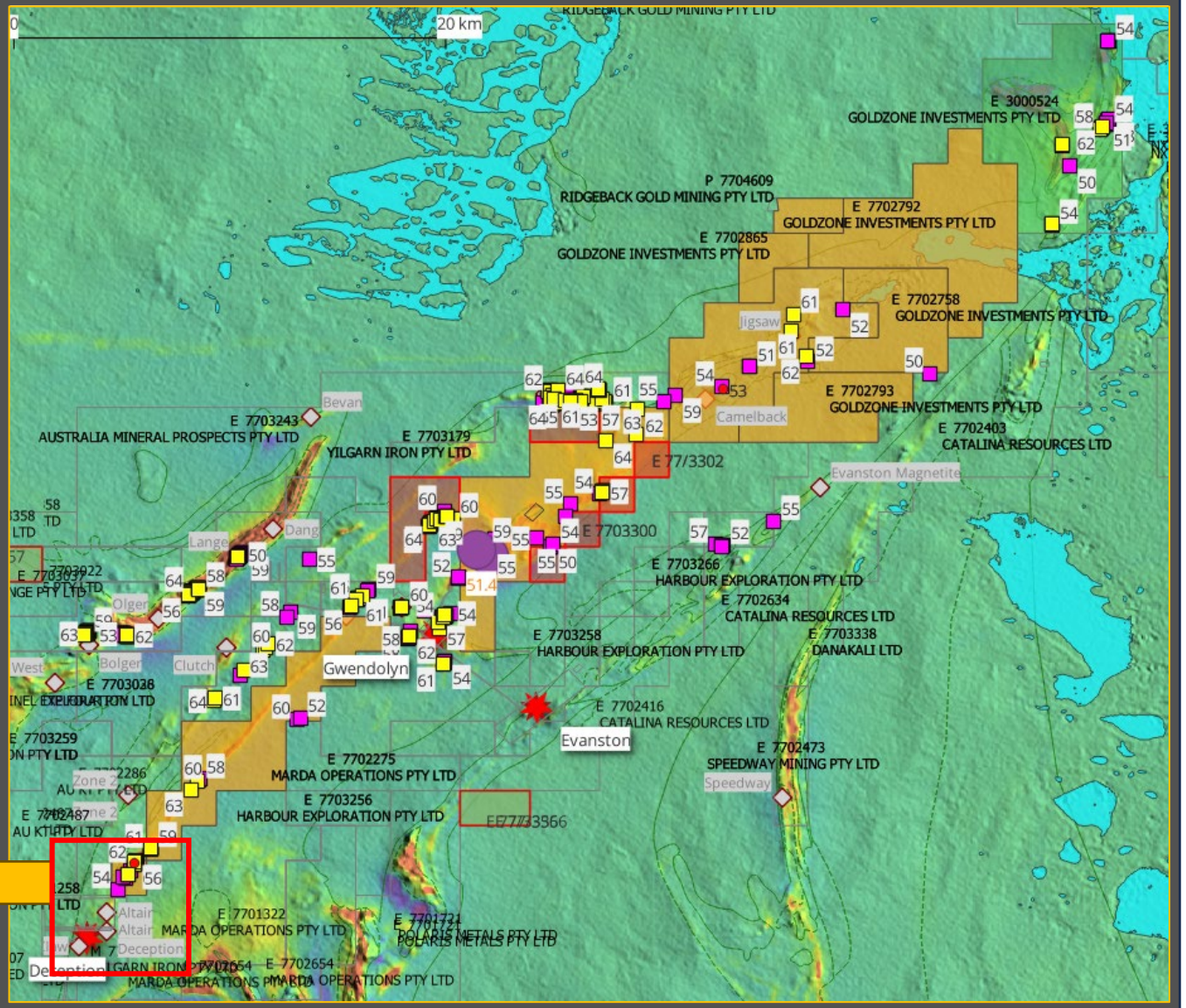

GOLDZONE – MINING ROYALTY POTENTIAL

Iron Ore Projects – extensive prospectivity

MT JACKSON

Goldzone farmed out DSO rights in E 77/3125, E 77/3005 and P77/4598 to Yilgarn Iron in 2025. Prospective DSO trend in south-east of E 77/3125 only a few hundred metres from YI's existing mine and facilities – again, attractive incremental potential.

Goldzone expects Yilgarn Iron to accelerate expansion opportunities in this area next year.



Mt Jackson Project (west) – Fe (>50%) drillholes + surface samples (square) over magnetics

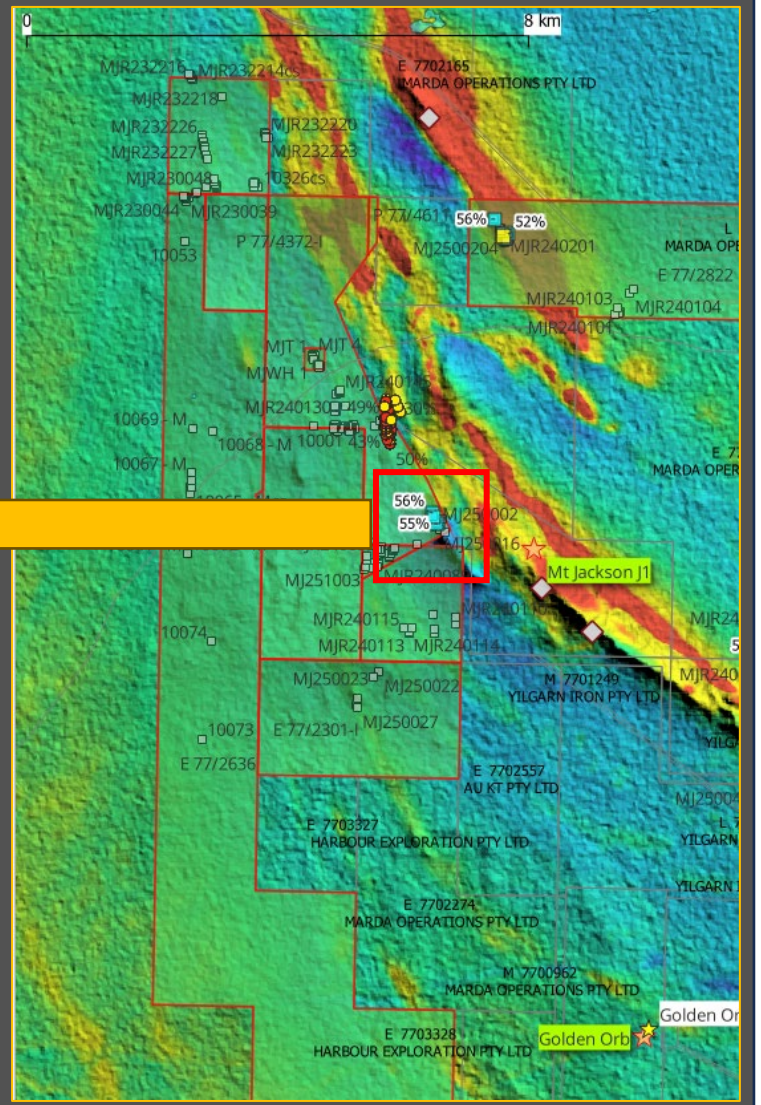

GOLDZONE – PORTFOLIO OPTIONALITY - CRITICAL MINERALS

Critical Minerals

The Mt Elvire project provides exposure to lithium and rare earth elements, in addition to iron ore and gold.

The company also identifies prospectivity for:

- Rubidium
- Copper
- Additional rare earth elements

This multi-commodity exposure gives Goldzone the ability to assess exploration targets in response to geological results, commodity demand and potential strategic partnerships.

The company's critical-minerals opportunity is supported by the presence of prospective geological settings and the wider exploration activity occurring across Western Australia.

Goldzone – Critical Minerals

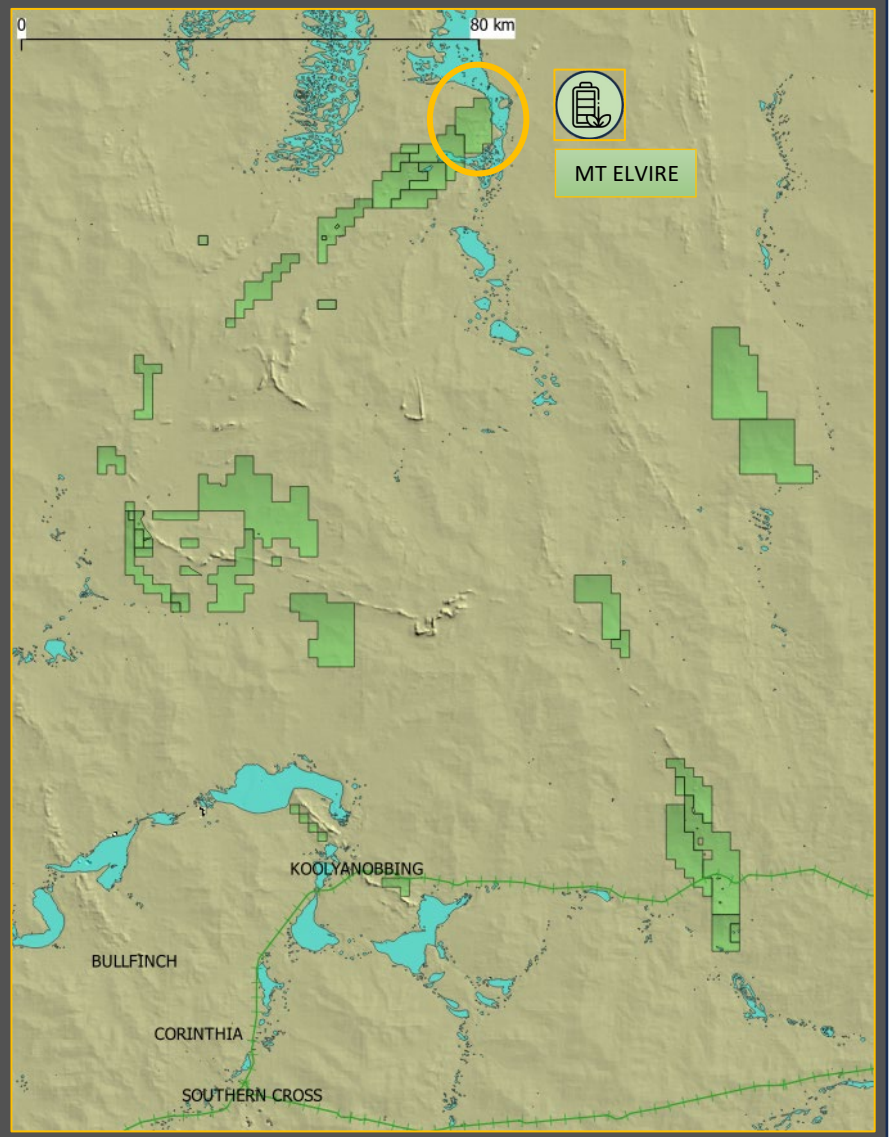

GOLDZONE – PORTFOLIO OPTIONALITY - CRITICAL MINERALS

Critical Minerals

MT ELVIRE – E 30/524

- Multiple significant Li-Cs-Ta (LCT) pegmatite swarms along a 12 km band on eastern sector of tenement.
- Over 1,300 rock and soil samples acquired and assayed by Goldzone in 2022 & 2023. Peak assay results to date confirm up to 5,230 ppm Li (1.13% Li_2O) plus 5,610 ppm Rb and anomalous rare earth results. All at heavily weathered surface.
- FEB 2025 – Highly encouraging review by Independent Geologist of the Lithium and Rare Earth potential in E 30/524
- MAR 2026 – Goldzone commences drilling at Columba. Only three holes drilled before weather washes out program. Goldzone now reviewing the planned program at Corvus before recommencing program.

Goldzone – Critical Minerals – Mt Elvire

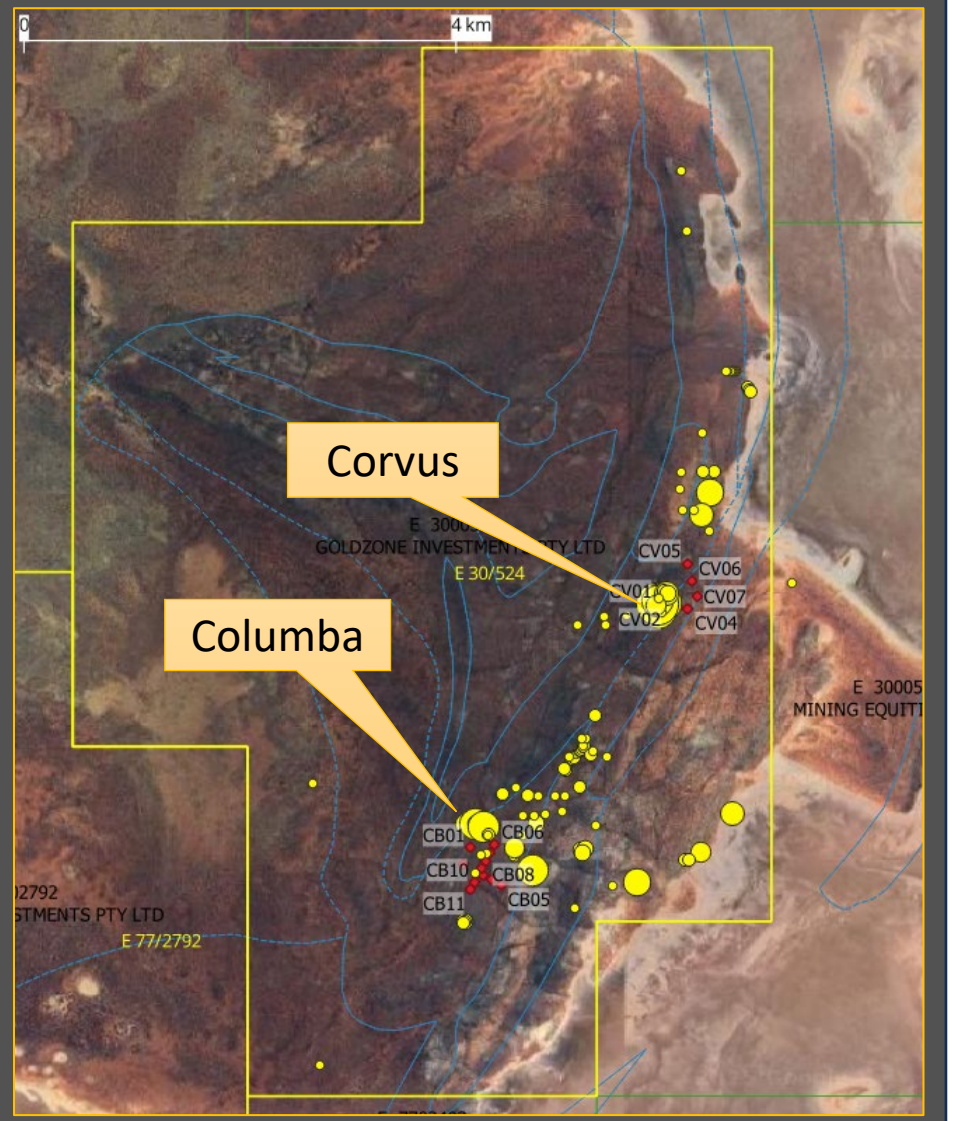

GOLDZONE – PORTFOLIO OPTIONALITY – COPPER

Mt Jackson – Marda Copper

Goldzone's Marda Copper project is assessing the extent of the prospectivity of the tenement (E 77/3250) that hosts the historic Marda Copper mine in the SE of the company's Mt Jackson project area.

Previous work by Goldzone has exposed the potential for a more extensive emplacement of Copper extending to the NW of the tenement.

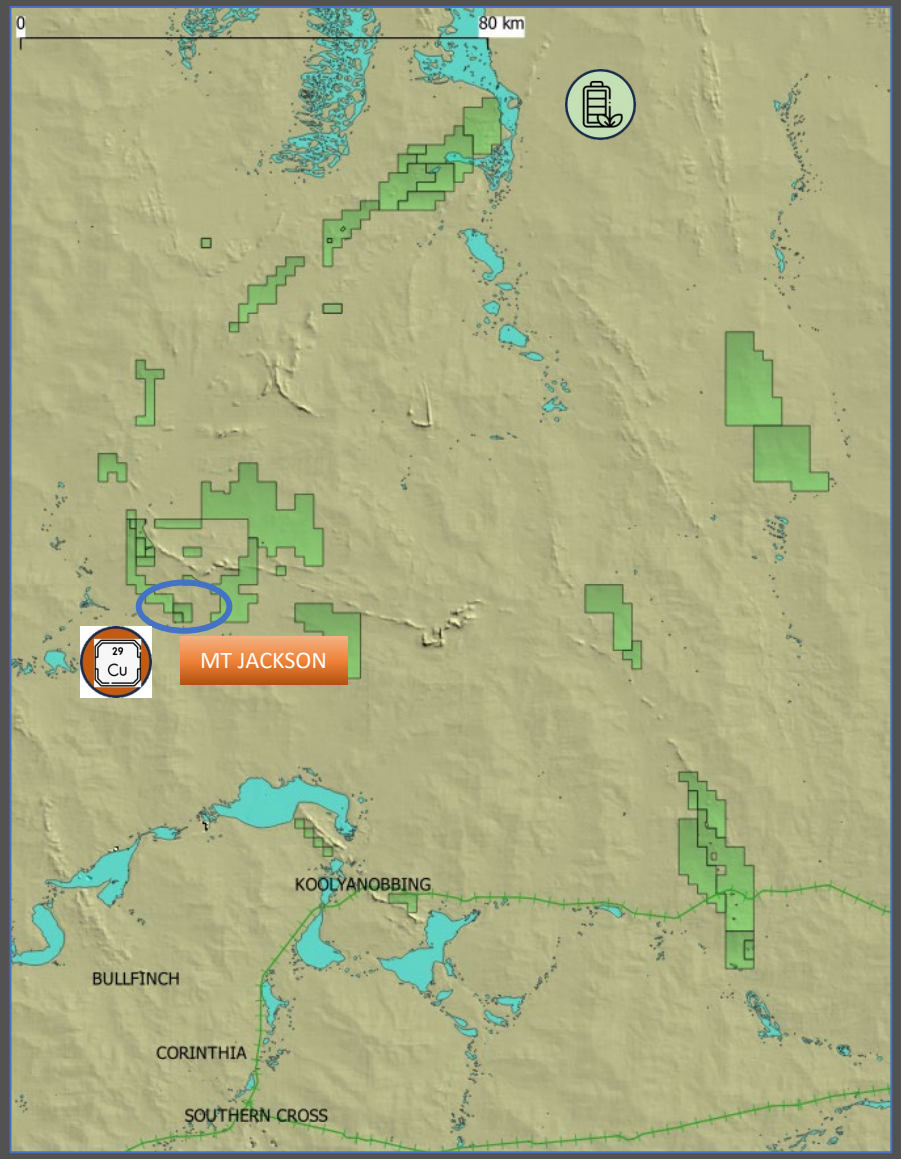

GOLDZONE – PORTFOLIO OPTIONALITY – COPPER

Mt Jackson – Marda Copper

2022

- Goldzone's RAB drilling in E 77/2636 recovered copper (Cu) samples ranging up to 1.48%, with nearby surface samples containing up to 1.3% Cu.

2024

- The Company then extended the potential prospectivity in the area with anomalous cu samples taken on trend to the south east in E 77/2742

2025

- Sampling in the vicinity of the historic Marda copper mine in E 77/3250 (Marda produced 16 tons of carbonate -oxide copper ore) yielded assay results up to 5.8% Cu - the highest Copper samples we have seen to date. The anomalous drilling and surface samples are generally close to a local amphibolite basalt/monzogranite contact.

2026

- POW's secured for work in E 77/3250 – some 150 rock-chip samples acquired (presently being assayed) ahead of proposed program.

Marda Copper – Cu samples (ppm)

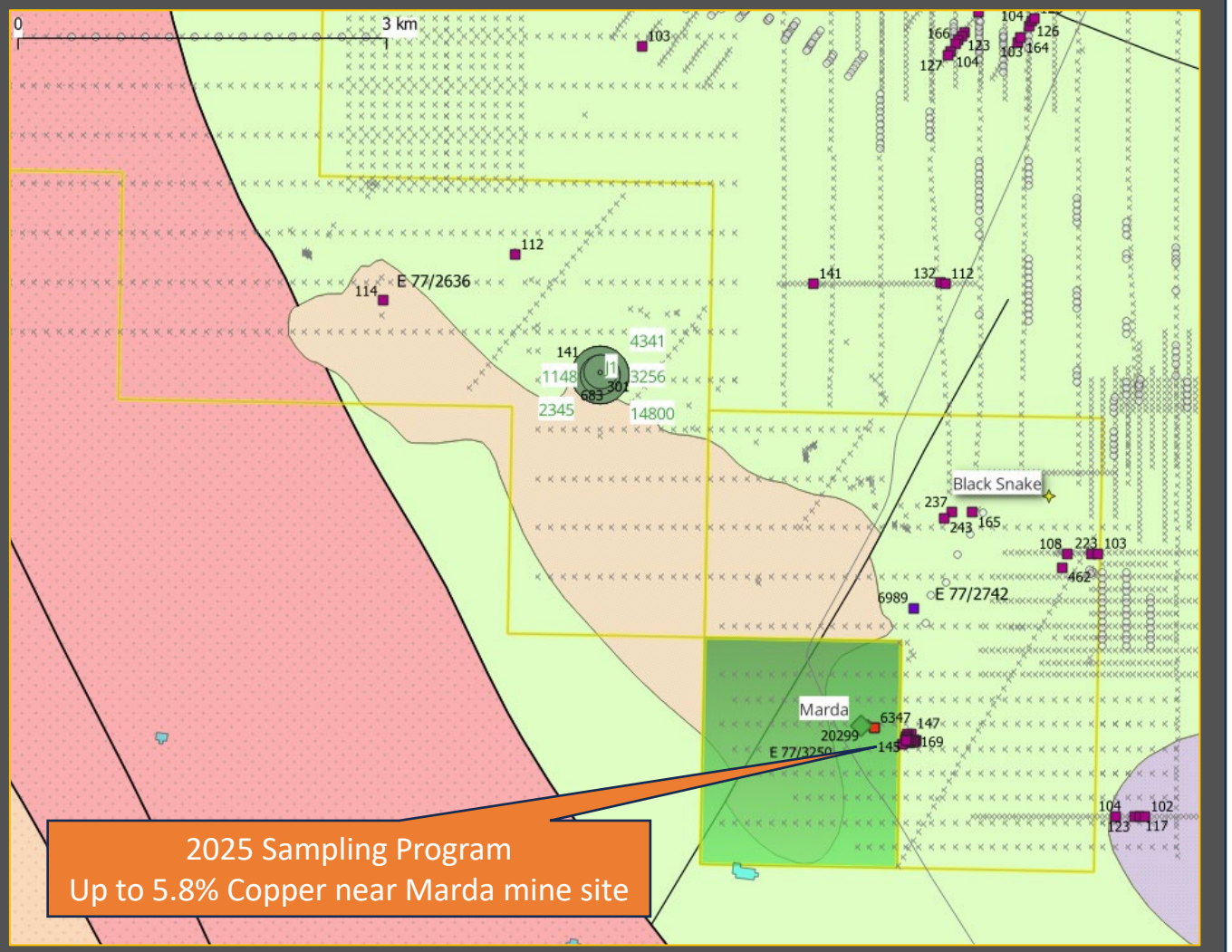

COMPANY OVERVIEW – YILGARN GROUP LIMITED

PLANNED CAPITAL RAISING - DECEMBER 2026

RIGHTS ISSUE TO RAISE APPROX $650K *(BEFORE COSTS)*

PLANNED USE OF FUNDS: NEW TENEMENT ACQUISITIONS + WORK PROGRAMS

- ENTITLEMENT — 1 NEW SHARE FOR EVERY 10 EXISTING YGL SHARES WITH FREE ATTACHING OPTION ($0.10c; EXPIRING 31/12/27)
- PRICE — $0.20c
- CLOSING — 31 DECEMBER 2026

INFORMATION MEMORANDUM IN PREPARATION

MATERIAL INTEREST FROM POTENTIAL UNDERWRITERS – COMPANY IN DISCUSSIONS

COMPANY OVERVIEW – YILGARN GROUP LIMITED

CAPITAL STRUCTURE

YILGARN GROUP LIMITED

CURRENT:

SHARES ON ISSUE (FULLY PAID ORDINARY)	**32,535,337**

AFTER PLANNED CAPITAL RAISE:

- 1 FOR 10 RIGHTS ISSUE at $0.20 TO RAISE APPROX. $650K

NEW YGL FPO SHARES	3,253,534
NEW "CLASS A" OPTIONS (exp 31/12/27)	3,253,534
TOTAL FULLY DILUTED	**39,042,405**

CORPORATE STRUCTURE



GOLDZONE - ONGOING PROGRAMS

FUTURE ACTIVITY

- *Company acquiring new tenements – expanding footprint*
  - ✓ *Die Hardy, Deimal, Kooly, Mt Dimer tenements added to portfolio*
  - ✓ *More to come*
- *Company actively marketing additional DSO farmouts*
  - ✓ *SW Johnston Range, Bungalbin, Mt Jackson individual tenements, NE Johnston Range – Blue Hill, Perrinvale South (Gedagie)*
- *Drilling program at Mt Elvire to recommence in 2027*
  - ✓ *Additional 1,500-2,000m drilling program planned in Corvus prospect area / ?JORC Resource*
- *Gold*
  - ✓ *Company to commence technical review and field programs in new tenements*
- *Magnetite Project*
  - ✓ *GZI retains rights in all tenements*
  - ✓ *Terra Resources commissioned to review technical and commercial opportunities*
- *Company investigating copper potential in SE Mt Jackson (Marda Copper)*
  - ✓ *Historically high copper prices*
  - ✓ *POW's granted – sampling program completed in E 77/3250*
  - ✓ *JV potential with FRS / Leeuwin Metals?*
- *Expansion (Local) / Expansion (Regional)*
  - ✓ *Targeting: Fe, Au, Li/REE*



GOLDZONE INVESTMENTS

CONTACT

Address:
2 Cargill Street
Victoria Park WA 6100

Phone: 1800 100 100

Email: reception@gzi.com.au

Web: www.gzi.com.au

Steve Sell 0403 772 300
steve@gzi.com.au

Laurence Roe 0412 595 921
laurence@gzi.com.au

Tim Netscher - Chair
tim@gzi.com.au